

HEITECH PADU BERHAD
CONDENSED CONSOLIDATED STATEMENT OF FINANCIAL POSITION
FOR THE PERIOD ENDED 31 MARCH 2013

	Unaudited 2013 As at 31 March RM'000	Audited 2012 As at 31 December RM'000
NON-CURRENT ASSETS		
Property, plant & equipment	72,368	75,064
Intangible assets	29,401	28,080
Investment in associates	2,939	3,445
Other investments	15,517	15,517
Lease receivable	89,574	93,546
Deferred tax assets	584	2,728
TOTAL NON-CURRENT ASSETS	210,383	218,380
CURRENT ASSETS		
Inventories	1,235	1,523
Trade and other receivables	143,637	166,580
Lease receivable	32,415	32,415
Due from customers on contracts	46,435	19,922
Other current assets	2,887	363
Tax recoverable	4,027	4,789
Cash and bank balances	42,996	73,005
Assets of disposal group classified as held for sale	13,308	13,688
TOTAL CURRENT ASSETS	286,940	312,285
CURRENT LIABILITIES		
Trade and other payables	83,328	91,242
Tax payable	406	608
Short term borrowings	103,972	119,068
Hire purchase payables	3,606	4,953
Liabilities directly associated with disposal group classified as held for sale	467	817
TOTAL CURRENT LIABILITIES	191,779	216,688
NET CURRENT ASSETS	95,161	95,597
	305,544	313,977
FINANCED BY:		
Share capital	101,225	101,225
Share premium	16,526	16,526
Share option reserve	1,215	1,215
Foreign currency translation reserve	(1,289)	(864)
Other reserve	(340)	(340)
Retained earnings	88,523	88,785
Shareholders' equity	205,860	206,547
Minority interests	10,785	10,244
Shareholders' Funds	216,645	216,791
Long Term Liabilities		
Long term borrowings	80,484	87,341
Hire purchase creditors	7,365	6,700
Deferred tax liabilities	1,050	3,145
Non-current liabilities	88,899	97,186
	305,544	313,977
Net asset per share attributable to ordinary equity holders of the parent (RM)	1.74	1.76

HEITECH PADU BERHAD
UNAUDITED CONDENSED CONSOLIDATED STATEMENT OF COMPREHENSIVE INCOME
FOR THE PERIOD ENDED 31 MARCH 2013

a) Unaudited Condensed Consolidated Income Statement

	2013		2012	
	Individual Quarter		Cumulative Quarter	
	Current quarter ended 31 March	Comparative quarter ended 31 March	3 months cumulative to date	Comparative 3 months cumulative to date
	RM'000	RM'000	RM'000	RM'000
Revenue	76,239	81,430	76,239	81,430
Other Income	2,675	3,705	2,675	3,705
Total Income	78,914	85,135	78,914	85,135
Staff Cost	(22,039)	(21,961)	(22,039)	(21,961)
Purchase of Hardware and Software	(1,529)	(4,965)	(1,529)	(4,965)
Leaseline Rental	(12,918)	(11,970)	(12,918)	(11,970)
Maintenance Cost	(15,629)	(14,650)	(15,629)	(14,650)
Bulk Mailing Operating Cost	(3,922)	(3,929)	(3,922)	(3,929)
Depreciation	(2,066)	(2,426)	(2,066)	(2,426)
Television Program Production Cost	-	-	-	-
Professional Fees	(7,772)	(11,249)	(7,772)	(11,249)
Project Implementation Cost	(294)	(1,743)	(294)	(1,743)
Other Operating Expenses	(10,424)	(8,889)	(10,424)	(8,889)
Total Operating Expenditure	(76,593)	(81,782)	(76,593)	(81,782)
Profit From Operations	2,321	3,353	2,321	3,353
Finance Cost	(1,327)	(1,641)	(1,327)	(1,641)
Share of Results of Associated Companies	(505)	(144)	(505)	(144)
Profit Before Taxation	489	1,568	489	1,568
Taxation	(335)	(536)	(335)	(536)
Profit for the Period From Continuing Operations	154	1,032	154	1,032
(Loss)/Profit for the Period from Discontinued Operation	(30)	210	(30)	210
Profit for the Period	124	1,242	124	1,242
Profit attributable to:				
Equity holders of the Parent	(262)	851	(262)	851
Minority Interest	386	391	386	391
	124	1,242	124	1,242
Number of Ordinary Shares of RM1.00 each	101,225	101,225	101,225	101,225
Earning per share from continuing operations to equity holders of the parent:				
Basic for profit for the period	(0.24)	0.73	(0.24)	0.73
Earning per share from discontinued operation attributable to equity holders of the parent:				
Basic for profit for the period	(0.02)	0.11	(0.02)	0.11
b) Unaudited Condensed Consolidated Statement of Comprehensive Income				
Profit for the period	124	1,242	124	1,242
Foreign currency translation	(270)	194	(270)	194
Total comprehensive income	(146)	1,436	(146)	1,436
Total comprehensive income attributable to:				
Equity holders of the Parent	(687)	648	(687)	648
Minority Interest	541	788	541	788
	(146)	1,436	(146)	1,436

HEITECH PADU BERHAD
UNAUDITED CONDENSED CONSOLIDATED STATEMENT OF CHANGES IN EQUITY
FOR THE YEAR PERIOD 31 MARCH 2013

	Non- distributable				Distributable				
	Share capital RM'000	Share premium RM'000	Share Option Reserve RM'000	Foreign Currency Translation Reserve RM'000	Fair Value Adjustment Reserve RM'000	Retained profits RM'000	Total RM'000	Minority Interest RM'000	Total RM'000
For the period ended 31 March 2013									
At 1 January 2013	101,225	16,526	1,215	(864)	(340)	88,785	206,547	10,244	216,791
Total comprehensive income for the period	-	-	-	(425)	-	(262)	(687)	541	(146)
At 31 March 2013	<u>101,225</u>	<u>16,526</u>	<u>1,215</u>	<u>(1,289)</u>	<u>(340)</u>	<u>88,523</u>	<u>205,860</u>	<u>10,785</u>	<u>216,645</u>
For the period ended 31 March 2012									
At 1 January 2012	101,225	16,526	1,215	(333)	-	84,222	202,855	10,514	213,369
Total comprehensive income for the period	-	-	-	(203)	-	851	648	788	1,436
Transaction with owners									
Dividends paid to minority interest	-	-	-	-	-	-	-	(192)	(192)
At 31 March 2013	<u>101,225</u>	<u>16,526</u>	<u>1,215</u>	<u>(536)</u>	<u>-</u>	<u>85,073</u>	<u>203,503</u>	<u>11,110</u>	<u>214,613</u>

The Condensed Consolidated Statement of Changes in Equity should be read in conjunction with the Audited Accounts for the year ended 31/12/2012. The document forms part of quarterly announcement for quarter ended 31/03/2013.

HEITECH PADU BERHAD
 UNAUDITED CONDENSED CONSOLIDATED STATEMENT OF
 CASH FLOWS FOR THE PERIOD ENDED 31 MARCH 2013

	2013 Period ended 31 March RM'000	2012 Year ended 31 December RM'000
CASHFLOW FROM OPERATING ACTIVITIES		
Profit before tax from continuing operations	489	7,936
Loss before tax from discontinued operation	(30)	(499)
Profit before taxation	459	7,437
Adjustment for:		
Depreciation	2,077	11,814
Finance costs	1,331	5,454
Impairment loss on:		
- trade receivables	118	4,673
- other receivables	-	204
- intangible assets		3,427
Reversal of impairment loss on trade receivables	(640)	(6,153)
Net fair value loss on held for trading investment	-	809
Amortisation of intangible assets	23	102
Share of results of associates	505	(1,015)
Gain on disposal of property, plant and equipment	-	(49)
Loss on disposal of other investment	-	25
Net loss on remeasurement to fair value of retained interest in a former associate	-	2,140
Interest income	(12)	(724)
Dividend income	(1,400)	(2,528)
Operating profit before working capital changes	2,461	25,616
Decrease/(increase) in inventories	288	(1,088)
Decrease/(increase) in receivables	28,360	(13,958)
(Increase)/ decrease in other current assets	(29,399)	19,806
(Decrease)/ increase in payables	(8,356)	10,630
Cash (used in)/generated from operations	(6,646)	41,006
Interest paid	(1,331)	(5,454)
Income taxes paid	(177)	(3,866)
Net cash (used in)/generated from operating activities	(8,154)	31,686
CASHFLOW FROM INVESTING ACTIVITIES		
Interest received	12	724
Net dividends received	-	2,528
Purchase of investments	-	(1,022)
Proceeds from disposal of an associate	-	6,450
Purchase of property, plant and equipment	-	(6,166)
Proceed from disposal of property, plant and equipment	-	59
Net cash generated from investing activities	12	2,573
CASHFLOW FROM FINANCING ACTIVITIES		
Repayments of loans and borrowings	(12,602)	(31,170)
Net repayments of obligations under finance lease	(549)	(2,703)
Dividends paid to non-controlling interest	-	(320)
Net cash used in financing activities	(13,151)	(34,193)
NET (DECREASE)/INCREASE IN CASH & CASH EQUIVALENTS		
	(21,293)	66
Effect of exchange rate changes on cash and cash equivalents	677	(42)
CASH AND CASH EQUIVALENTS AT BEGINNING OF THE YEAR	40,499	40,475
CASH AND CASH EQUIVALENTS AT END OF THE PERIOD	19,883	40,499
CASH & CASH EQUIVALENTS COMPRISE:		
Cash at banks and in hand	15,867	46,635
Short term deposits with licensed banks	27,129	26,370
Bank overdrafts	(23,215)	(32,607)
Discontinued operation cash and short term deposits	102	101
	19,883	40,499



**UNAUDITED RESULTS FOR
THE FINANCIAL PERIOD ENDED 31 MARCH 2013**

Notes to The Financial Statements

1. BASIS OF PREPARATION

The interim financial statements have been prepared under the historical cost convention. The interim financial statements are unaudited and have been prepared in accordance with the requirements of MFRS 134: Interim Financial Reporting and paragraph 9.22 of the Listing Requirements of Bursa Malaysia Securities Berhad.

The interim financial statements should be read in conjunction with the audited financial statements for the year ended 31 December 2012. These explanatory notes attached to the interim financial statements provide an explanation of events and transactions that are significant to an understanding of the changes in the financial position and performance of the Group since the year ended 31 December 2012.

2. CHANGES IN ACCOUNTING POLICIES

The significant accounting policies adopted are consistent with those of the audited financial statements for the year ended 31 December 2012 except for the adoption of the following new/revised Financial Reporting Standards (“FRS”):

Effective for annual periods beginning on or after 1 July 2012

- Amendments to MFRS 101: Presentation of Items of Other Comprehensive Income

Effective for annual periods beginning on or after 1 January 2013

- Amendments to MFRS 101: Presentation of Financial Statements (Annual Improvements 2009-2011 Cycle)
- MFRS 3 Business Combinations (IFRS 3 Business Combinations issued by IASB in March 2004)
- MFRS 10 Consolidated Financial Statements
- MFRS 11 Joint Arrangements
- MFRS 12 Disclosure of Interests in Other Entities
- MFRS 13 Fair Value Measurement
- MFRS 119 Employee Benefits
- MFRS 127 Separate Financial Statements
- MFRS 128 Investment in Associate and Joint Ventures
- MFRS 127 Consolidated and Separate Financial Statements (IAS 27 as revised by IASB in December 2003)
- Amendment to IC Interpretation 2 Members’ Shares in Co-operative Entities and Similar Instruments (Annual Improvements 2009-2011 Cycle)



HEITECH PADU BERHAD

Company No: 310628-D

- IC Interpretations 20 Stripping Costs in the Production Phase of a Surface Mine
- Amendments to MFRS 7: Disclosures - Offsetting Financial Assets and Financial Liabilities
- Amendments to MFRS 1: First-time Adoption of Malaysian Financial Reporting Standards Government Loans
- Amendments to MFRS 1: First-time Adoption of Malaysian Financial Reporting Standards (Annual Improvements 2009-2011 Cycle)
- Amendments to MFRS 116: Property, Plant and Equipment (Annual Improvements 2009-2011 Cycle)
- Amendments to MFRS 132: Financial Instruments: Presentation (Annual Improvements 2009-2011 Cycle)
- Amendments to MFRS 134: Interim Financial Reporting (Annual Improvements 2009-2011 Cycle)
- Amendments to MFRS 10: Consolidated Financial Statements: Transition Guidance
- Amendments to MFRS 11: Joint Arrangements: Transition Guidance
- Amendments to MFRS 12: Disclosure of Interests in Other Entities: Transition Guidance

The directors expect that the adoption of the standards and interpretations above will have no material impact on financial statements in the period of initial application.

3. AUDITORS' REPORT ON PRECEDING ANNUAL FINANCIAL STATEMENTS

The auditors' report on the financial statements for the year ended 31 December 2012 was not qualified.

4. SEASONAL OR CYCLICAL FACTORS

The principal business operations of the Group are not significantly affected by seasonality or cyclical factors.

5. UNUSUAL ITEMS

Other than disclosed in the financial statements, there were no unusual items affecting the financial statements for the financial period under review.

6. CHANGES IN ESTIMATES

There were no significant changes in estimates that materially affect the financial statements for the financial period under review.

This document forms part of the unaudited quarterly announcement of HeiTech Group for the financial period ended 31/03/2013.



HEITECH PADU BERHAD
Company No: 310628-D

7. DEBTS AND EQUITY SECURITIES

There were no repayment and issuance of debt securities, share buy-backs, share cancellation, share held as treasury shares and resale of treasury shares for the financial period under review.

8. DIVIDENDS PAID

No dividend was paid out in the financial period under review.



HEITECH PADU BERHAD

Company No: 310628-D

9. SEGMENTAL REPORTING

The segmental reporting is disclosed separately for the IT related products and services and bulk mailing outsourcing services. The segmental reporting by business segment is reflected below:

For the year ended 31 March 2013	IT related products and services	Bulk mailing outsourcing services	Consolidation Adjustments	Consolidated
	RM '000	RM '000	RM '000	RM '000
REVENUE				
External	67,751	8,488	-	76,239
RESULT				
(Loss)/profit for the period	(113)	773	(506)	154

For the year ended 31 March 2012	IT related products and services	Bulk mailing outsourcing services	Consolidation Adjustments	Consolidated
	RM '000	RM '000	RM '000	RM '000
REVENUE				
External	73,799	7,631	-	81,430
RESULT				
Profit for the period	653	987	(608)	1,032

10. VALUATION OF PROPERTY, PLANT & EQUIPMENT

Property, plant and equipment are stated at cost less accumulated depreciation and impairment losses, if any.

There was no valuation of the property, plant and equipment during the current quarter under review.

This document forms part of the unaudited quarterly announcement of HeiTech Group for the financial period ended 31/03/2013.



HEITECH PADU BERHAD
Company No: 310628-D

11. CHANGES IN THE COMPOSITION OF THE GROUP

There were no material changes to the composition of the Group.

12. SUBSEQUENT EVENTS

There was no material event from 31 March 2013 to the date of this announcement, which affects substantially the results of the operations of the Group for the year ended 31 March 2013 in respect of which this announcement is made.

13. CAPITAL COMMITMENTS

The amount of commitments for purchase of property, plant & equipment not provided for in the financial statements for the period ended 31 March 2013 are as follows:

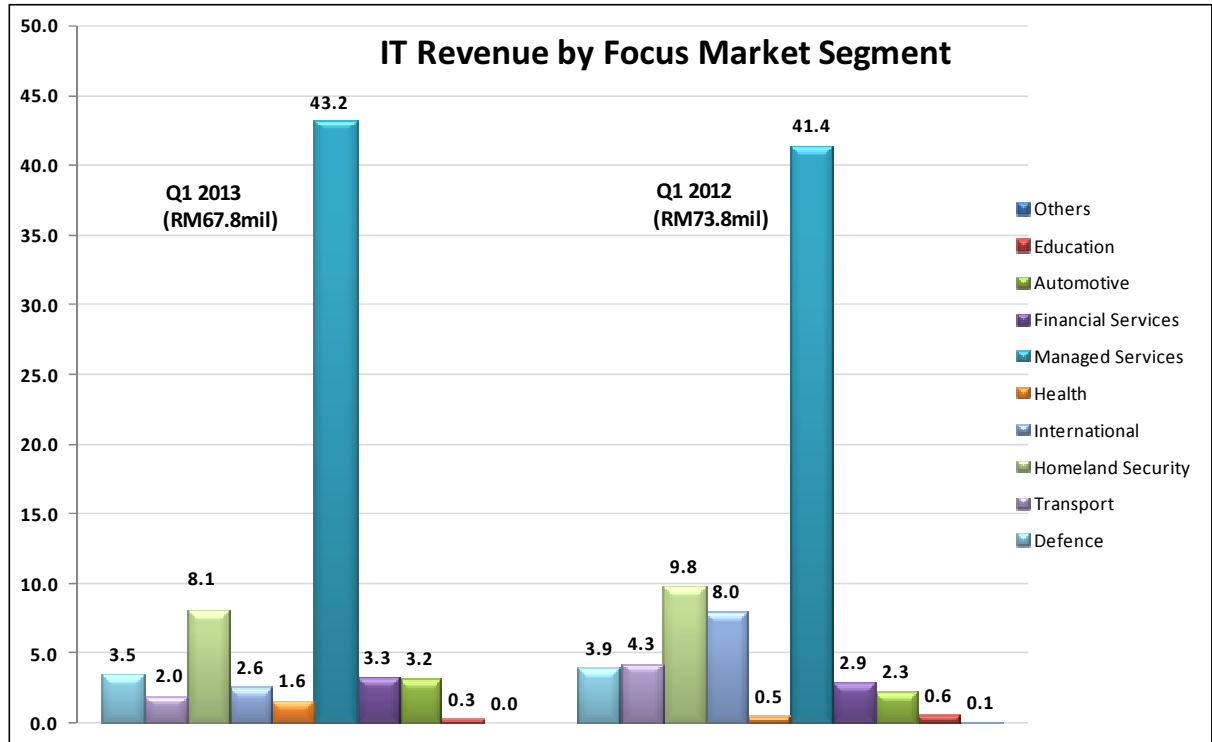
	Unaudited Financial Year 31/03/13 RM'000
Approved and contracted for	<u>293</u>
Approved but not contracted for	<u>52</u>

14. CONTINGENT LIABILITIES

There were no contingent liabilities for the Group as at 16 May 2013 being the latest practicable date, which is not earlier than seven days from the date of issuance of this quarterly announcement.

15. REVIEW OF PERFORMANCE

IT related products and services



The operation of this segment is mainly concentrated in Malaysia, with market presence in Middle East and Australia. IT products and services segment can be further divided into the following focus market segments:

- Defence – Simulation and Training and IT related solution for defence and security.
- Transport – IT Systems covering multi-sectoral (road, rail, air and water).
- Homeland security – IT related solution for homeland security.
- International – IT relates solution for international business in Middle East.
- Health – System integration and product development of healthcare related business.
- Managed services – ICT infrastructure solutions.
- Financial services – Core banking, takaful, insurance and credit management solutions.
- Automotive – Database build for industry reference (Malaysia) and software (Australia).
- Education – Education solution services provider.
- Others.

Defence sector recorded lower revenue by 10% mainly due to lower revenue recognition of flight simulator maintenance. The long-term simulator maintenance contract will end in year 2020.



HEITECH PADU BERHAD

Company No: 310628-D

Transport sector recorded lower revenue by 53% mainly due to delivery of system integration development phase for a major customer. The development phase is expected to be completed in current year and maintenance period will commence.

Homeland security sector experienced lower revenue by 17% mainly due to delivery of system integration project in prior year.

The revenue generated by the international sector which relates to new business secured in the Middle East recorded lower revenue by 68% due to development phase is expected to be completed in current year.

Health sector experienced higher revenue by 220% due to higher revenue generated from health solutions for public hospitals.

Managed services registered higher revenue by 4% as a result of securing new customers in Quarter 4, 2012.

Financial services sector recorded higher revenue by 14% mainly due to higher system application and maintenance services revenue for financial institutions.

Automotive sector is contributed by subsidiaries in Malaysia and Australia. The sector experienced higher revenue by 39% as a result of higher database transaction revenue recorded by the subsidiary in Malaysia.

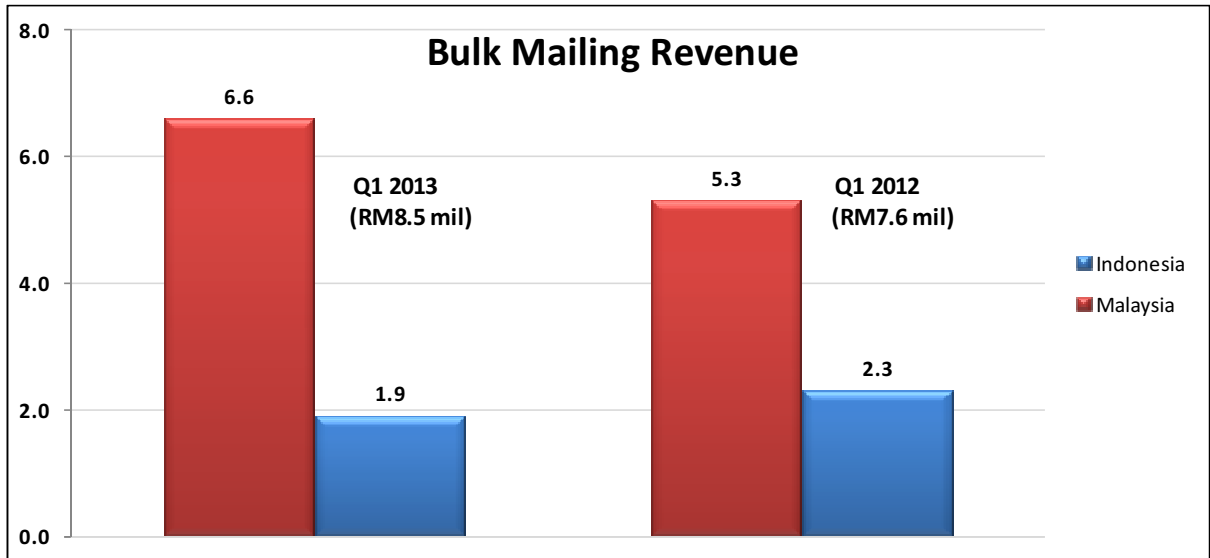
Education sector is contributed by a subsidiary in Malaysia. The decrease in revenue generated during the period by 50% is mainly contributed by completion of projects in 2012.

Overall, the decrease in revenue by RM6,048,000 or 8% relative to financial period ended 31 March 2012 has resulted in loss after taxation of RM113,000 for the financial period ended 31 March 2013.



HEITECH PADU BERHAD
Company No: 310628-D

Bulk mailing outsourcing services



The segment is contributed by the Group's subsidiaries in Malaysia and Indonesia.

The revenue of RM8,488,000 for the financial period ended 31 March 2013 increased by 11% compared to RM7,631,000 for the previous financial period ended 31 March 2012. The increase is mainly due to increase in bulk mailing volume by subsidiary in Malaysia. Meanwhile, decrease in revenue contribution by subsidiary in Indonesia is due to capacity constraint.

As a result, the profit after taxation of RM773,000 for the financial period ended 31 March 2013 decreased by 22% compared to profit after taxation of RM987,000 for the financial period ended 31 March 2012.

16. COMPARISON WITH PRECEDING QUARTER'S RESULTS

The Group recorded revenue of RM76,239,000 for the current quarter ended 31 March 2013, a decrease of RM69,851,000 or 48% relative to the preceding quarter ended 31 December 2012.

The Group recorded profit before taxation of RM489,000 for the current quarter ended 31 March 2013, a decrease of RM7,666,000 relative to the preceding quarter ended 31 December 2012.

The Group recorded profit after taxation of RM124,000 for the current quarter ended 31 March 2013, a decrease of RM4,295,000 to the preceding quarter ended 31 December 2012.

The decrease in revenue and profit before taxation was due to decline in system integration development and system application maintenance business.



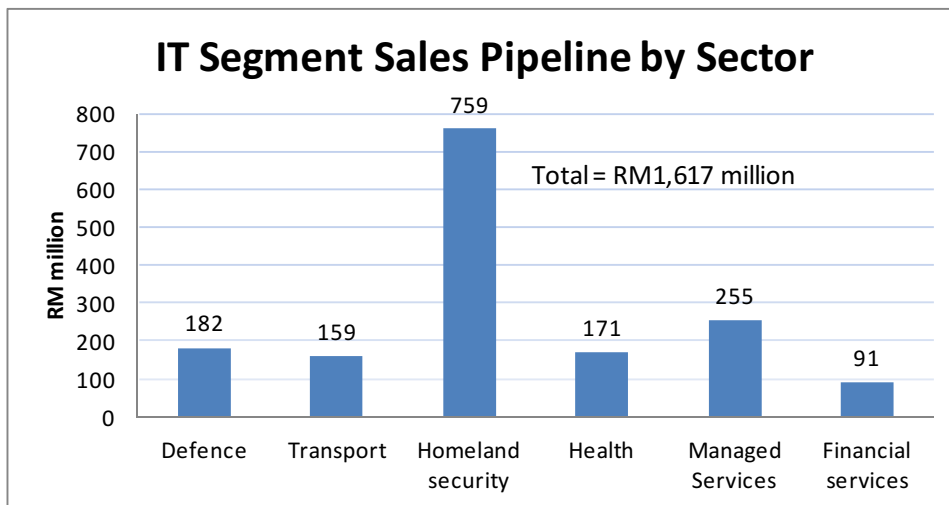
HEITECH PADU BERHAD
Company No: 310628-D

17. PROSPECTS IN THE CURRENT FINANCIAL YEAR

Going forward, the global economy is expected to continue to expand, but downside risks to growth will remain. In the advanced economies, economic recovery continues to be vulnerable to policy uncertainties and the risk of contagion. In Asia, growth will continue to be sustained by domestic demand, underpinned by income growth and supported by continued policy flexibility. For the Malaysian economy, domestic demand is expected to remain as the key driver of growth, driven by sustained private sector expansion and supported by the public sector.

While the Group's business environment is expected to remain challenging, the Group believes that the strategies implemented will continue to contribute to a positive performance. These include the following:

IT related products and services



- Targeted completion and delivery of major contracts under system integration business in transport sector.
- Securing recurring business from existing customers while gaining new business from both existing and new customers.
- Continuously exploring new opportunities in the Middle East.

Bulk mailing outsourcing services

- Capacity expansion in order to secure new customers.
- Promoting value-added services to existing customer base from public and private sector.

Overall, the Group is positive on the outlook for the remaining part of FY2013.



HEITECH PADU BERHAD
Company No: 310628-D

18. VARIANCE ON FORECASTED PROFIT

Not applicable.

19. PROFIT BEFORE TAX

Included in the profit before tax are the following items:

	Current Quarter <u>31/03/2013</u> RM'000	Accumulated Current Year <u>31/03/2013</u> RM'000
Interest income	(12)	(12)
Other income (including investment income)	(1,400)	(1,400)
Interest expense	1,331	1,331
Depreciation of property, plant and equipment	2,077	2,077
Amortisation of prepaid lease payments	-	-
Amortisation of intangible assets	23	23
Impairment loss on trade receivables	118	118
Bad debts written off	-	-
Inventories written off	-	-
(Gain)/loss on disposal of quoted and unquoted investments	-	-
(Gain)/loss on disposal of property, plant and equipment	-	-
Impairment of goodwill	-	-
Impairment of other assets	-	-
Impairment of property, plant and equipment	-	-
(Gain)/loss on foreign exchange	-	-
(Gain)/loss on fair value changes of derivatives	-	-
	<u>-</u>	<u>-</u>

This document forms part of the unaudited quarterly announcement of HeiTech Group for the financial period ended 31/03/2013.



HEITECH PADU BERHAD
Company No: 310628-D

20. TAXATION

The taxation of the Group for the financial period under review is as follows:-

	Current Quarter 31/03/2013 RM'000	Accumulated Current Year 31/03/2013 RM'000
Current Taxation	<u>(335)</u>	<u>(335)</u>

21. CORPORATE DEVELOPMENTS

There were no corporate developments during the financial period under review.

22. GROUP BORROWINGS AND DEBT SECURITIES

As at 31 March 2013, the Group has the following borrowings which are denominated in Ringgit Malaysia from local financial institutions:-

	Total RM'000
Secured:	
<u>Short Term Borrowings</u>	
Hire purchase creditor due within 12 months	3,606
Other short term borrowings due within 12 months	<u>103,972</u>
	<u>107,578</u>
<u>Long Term Borrowings</u>	
Hire purchase creditor due after 12 months	7,365
Other long term borrowings due after 12 months	<u>80,484</u>
	<u>87,849</u>
Total	<u>195,427</u>



HEITECH PADU BERHAD

Company No: 310628-D

23. REALISED AND UNREALISED PROFITS OR LOSSES DISCLOSURE

The breakdown of the retained profits of the Group as at 31 March 2013 and 31 December 2012 into realised and unrealised profits is presented in accordance with the directives issued by Bursa Malaysia Securities Berhad dated 25 March 2010 and 20 December 2010, prepared in accordance with Guidance on Special Matter No. 1, Determination of Realised and Unrealised Profits or Losses in the Context of Disclosure Pursuant to Bursa Malaysia Securities Berhad Listing Requirements, as issued by the Malaysian Institute of Accountants.

	As at 31/03/2013 RM'000	As at 31/12/2012 RM'000
Total retained profits of the Company and its subsidiaries:		
- Realised	82,346	80,829
- Unrealised	1,055	388
Total retained profits from associated companies:		
- Realised	2,939	3,445
- Unrealised	-	-
Consolidation adjustments	2,183	4,123
Total Group retained profits as per consolidated account	<u>88,523</u>	<u>88,785</u>

24. MATERIAL LITIGATIONS

The Group is not engaged in any material litigations, claims or arbitration either as plaintiff or defendant as at 16 May 2013, being the latest practicable date, which is not earlier than seven days from the date of issuance of this quarterly announcement.

25. PROPOSED DIVIDEND

There was no dividend proposed in respect of the current financial year during the financial period under review.



HEITECH PADU BERHAD
Company No: 310628-D

26. EARNINGS/(LOSS) PER SHARE

Continuing operations

	Current Quarter <u>31/03/2013</u>	Accumulated Current Year <u>31/03/2013</u>
<u>a) Basic</u>		
Net loss attributable to ordinary equity holders of the parent company (RM'000)	(262)	(262)
Loss for the period from discontinued operation attributable to ordinary equity holders of the parent company (RM'000)	(17)	(17)
Net loss from continuing operations attributable to ordinary equity holders of the parent company (RM'000)	(245)	(245)
Weighted average number of ordinary shares in Issue ('000)	101,225	101,225
Basic loss per share (sen)	(0.24)	(0.24)
<u>b) Diluted</u>		
Net loss from continuing operations attributable to ordinary equity holders of the parent company (RM'000)	(245)	(245)
Weighted average number of ordinary shares in Issue ('000)	101,225	101,225
Adjusted for :		
Assume shares issued from exercise of options ('000)	4,631	4,631
Effect of the dilution of share option ('000)	105,856	105,856
Diluted loss per share (sen)	(0.23)	(0.23)

This document forms part of the unaudited quarterly announcement of HeiTech Group for the financial period ended 31/03/2013.



HEITECH PADU BERHAD
Company No: 310628-D

Discontinued Operation

	Current Quarter <u>31/03/2013</u>	Accumulated Current Year <u>31/03/2013</u>
<u>a) Basic</u>		
Loss for the period from discontinued operation attributable ordinary equity holders of the parent company (RM'000)	(17)	(17)
Weighted average number of ordinary shares in Issue ('000)	101,225	101,225
Basic loss per share (sen)	<u>(0.02)</u>	<u>(0.02)</u>
<u>b) Diluted</u>		
Loss for the period from discontinued operation attributable ordinary equity holders of the parent company (RM'000)	(17)	(17)
Weighted average number of ordinary shares in Issue ('000)	101,225	101,225
Adjusted for :		
Assume shares issued from exercise of options ('000)	4,631	4,631
Effect of the dilution of share option ('000)	105,856	105,856
Diluted loss per share (sen)	<u>(0.02)</u>	<u>(0.02)</u>



HEITECH PADU BERHAD

Company No: 310628-D

27. DISPOSAL GROUP CLASSIFIED AS HELD FOR SALE

On 27 December 2012, the Board of Director of the Company has approved the plan to dispose a 55% owned subsidiary, Electronic Media Airtime Services Sdn. Bhd. (“EMAS”) which was previously reported in the television content services segment.

As at 31 March 2013, the assets and liabilities related to EMAS have been presented in the statement of financial position as “Assets of disposal group classified as held for sale” and ‘Liabilities directly associated with disposal group classified as held for sale’, and its results are presented separately on the statement of comprehensive income as “Profit from discontinued operation, net of tax”.

Statement of financial position disclosures

The major classes of assets and liabilities classified as held for sale as at 31 March 2013 are as follows:

	Group RM'000
Assets:	
Property, plant & equipment	162
Investment in associates	3,114
Trade and other receivables	9,019
Other current asset	476
Tax recoverable	435
Cash and bank balances	102
	<u>13,308</u>
Liabilities:	
Trade and other payables	329
Hire purchase payables	138
	<u>467</u>
Net assets directly associated with disposal group classified as held for sale	<u>13,775</u>



HEITECH PADU BERHAD
Company No: 310628-D

Statement of comprehensive income disclosures

The results for the period ended 31 March are as follows:

	Group 2013 RM'000	Group 2012 RM'000
Revenue	40	960
Other Income	1	3
Total Income	<u>41</u>	<u>963</u>
Staff Cost	21	151
Depreciation	11	6
Television Program Production Cost	35	426
Other Operating Expenditure	-	88
Total Operating Expenditure	<u>67</u>	<u>671</u>
Profit From Operations	(26)	292
Finance Cost	(4)	(11)
(Loss)/Profit Before Taxation	<u>(30)</u>	<u>281</u>
Taxation	-	(71)
(Loss)/Profit For The Period	<u>(30)</u>	<u>210</u>

This document forms part of the unaudited quarterly announcement of HeiTech Group for the financial period ended 31/03/2013.



HEITECH PADU BERHAD

Company No: 310628-D

28. SIGNIFICANT EVENTS

- a. On 13 March 2013, the Company has accepted a Letter of Award from the Government of Malaysia for the maintenance and technical support services of computer (Hardware and Software) and related peripherals for the Road Transport Department of Malaysia valued at RM13,995,545 for a period of 2 years commencing from 7 March 2013 to 6 March 2015.

By Order of the Board

KHAERUDDIN BIN SUDHARMIN (LS007037)
AHMAD NOOR BIN SULONG (MAICSA 7062155)

Secretary